


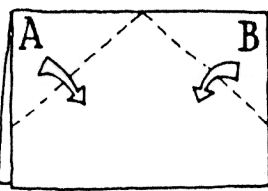
PRINTER'S HAT

by courtesy of
Eyre & Spottiswoode Ltd
Her Majesty's Printers

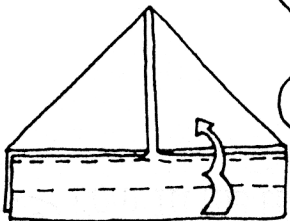
① Take a folded sheet from the newspaper



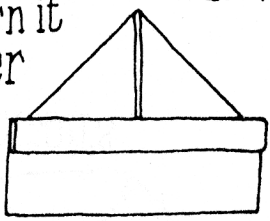
② Fold down the corners A & B along the dotted lines



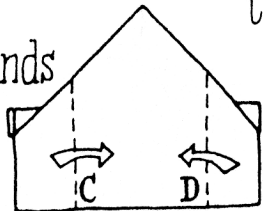
③ Fold in the top layer of the bottom edge twice...




④ Turn it all over




⑤ Fold the ends in along the dotted lines at C & D
 For bigheads, C & D further apart



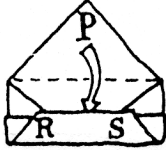
⑥ Fold the corners F & G inwards




⑦ Fold flap over as shown, tucking MN in beneath H K; then ...




⑧ Fold point P inwards beneath R S



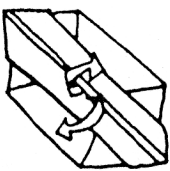
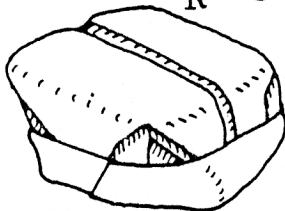
⑨ Insert thumbs into the bottom opening & open out until...



⑩ R & S meet. Fold in the tips X & Y beneath R & S



⑪ Then open out & ...

Caxton's
 your uncle!